



DATE

JOB NAME

TYPE

Features

- Opal white concave lens; .125" thick
- Available for surface mounting or pendant stem

Applications

- Office Areas
- Corridors
- Retail Stores
- Hospitals

Series	Size	Lamping	Mounting	Options
CABK	2FT 3FT 4FT	T8 T5 T5HO <small>***SEE PAGE 2 FOR AVAILABLE LAMPING CONFIGURATIONS</small>	SM-Surface Mount PS-Pendant (24", 36") AC- Aircraft Cabel (36", 48")	EM- Emergency Pack DB- Dimming

Details

Application Features: Specification grade, surface or pendant mount fixture with concave formed circular dome lens. For use in indoor applications where a fluorescent fixture is required.

Construction: Die formed and embossed, heavy gauge cold rolled steel housing. Spun steel trim.

Finish: Powder coated matte white.


Electrical: Integral driver and board set up.

Approvals: Union made, ETL listed, and manufactured in the US.

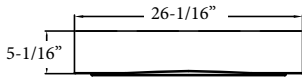
Mounting: Surface Mount or Pendant stem available-4 stems per fixture; Available 24" or 48" lengths.

Optics: .125" thick concave opal lens

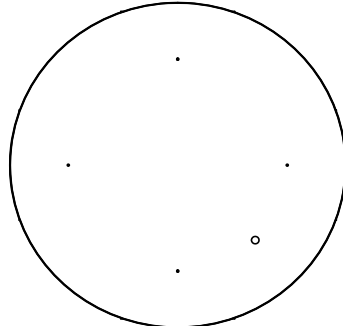
Options: Emergency Battery Backup, Dimming Ballast, Separate Circuit



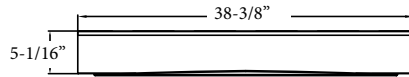
TOP VIEW




2FT ROUND CABK
SURFACE/PENDENT
SIDE VIEW



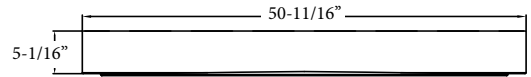
TOP VIEW



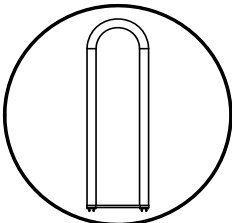
3FT ROUND CABK
SURFACE/PENDENT
SIDE VIEW



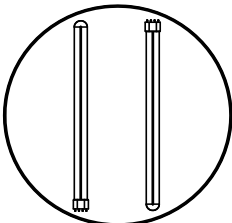
TOP VIEW



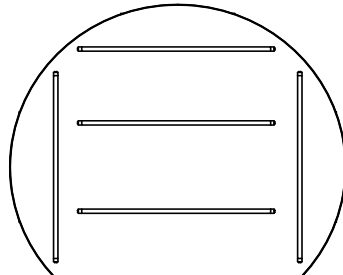
4FT ROUND CABK
SURFACE/PENDENT
SIDE VIEW



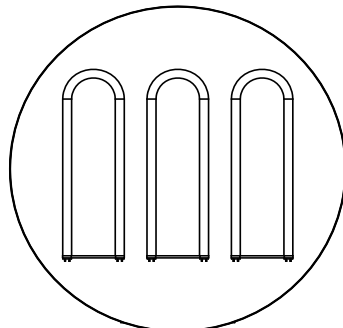
(1) T8U6 2FT LAMP



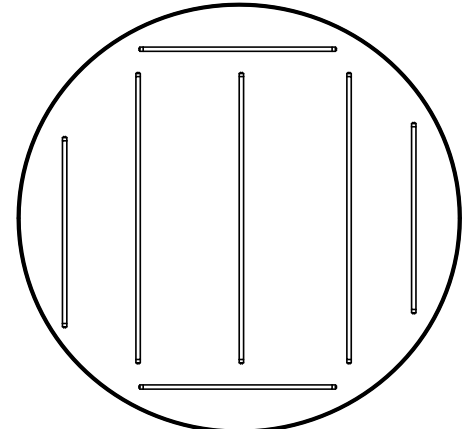
(2) BIAX LAMPS



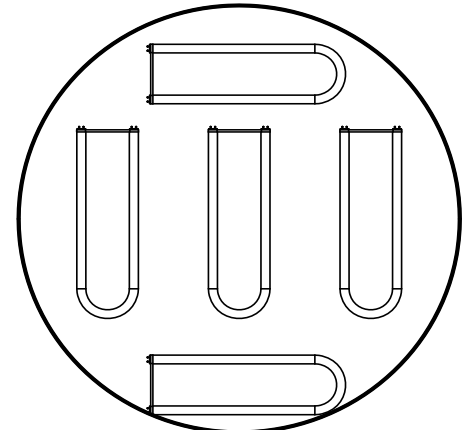
(6) T5/T5HO 2FT
LAMPS



(3) T8U6 2FT LAMP



(4) T5 OR T5HO 2FT & (3) T5
OR T5HO 3FT LAMPS



(5) T8U6 2FT LAMP